

Superintendent's Proposed Estimate of Operating Expenditures 2016-2017

1



MONROE PUBLIC SCHOOLS
— MONROE, CONNECTICUT —

Monroe Public Schools

2

The mission of the Monroe Public Schools is to ensure that all students reach their full potential as innovative thinkers and responsible citizens through a challenging, inquiry-based curriculum delivered by skilled, dedicated, and engaging educators.



Budget Goals

3



Educational Goal: Provide the support for all students to graduate with college and career ready skills.



Fiscal Goal: Continue to be fiscally responsible through contract negotiations, new energy savings, and other cost containment strategies.

Parameters to Guide the Budget Process

4

- Seek funds to support our Mission and Vision
- Class size matters
- Core academics programming is supported by elective and co-curricular programs
- Budget reductions, if necessary, will always be made to impact the least number of students

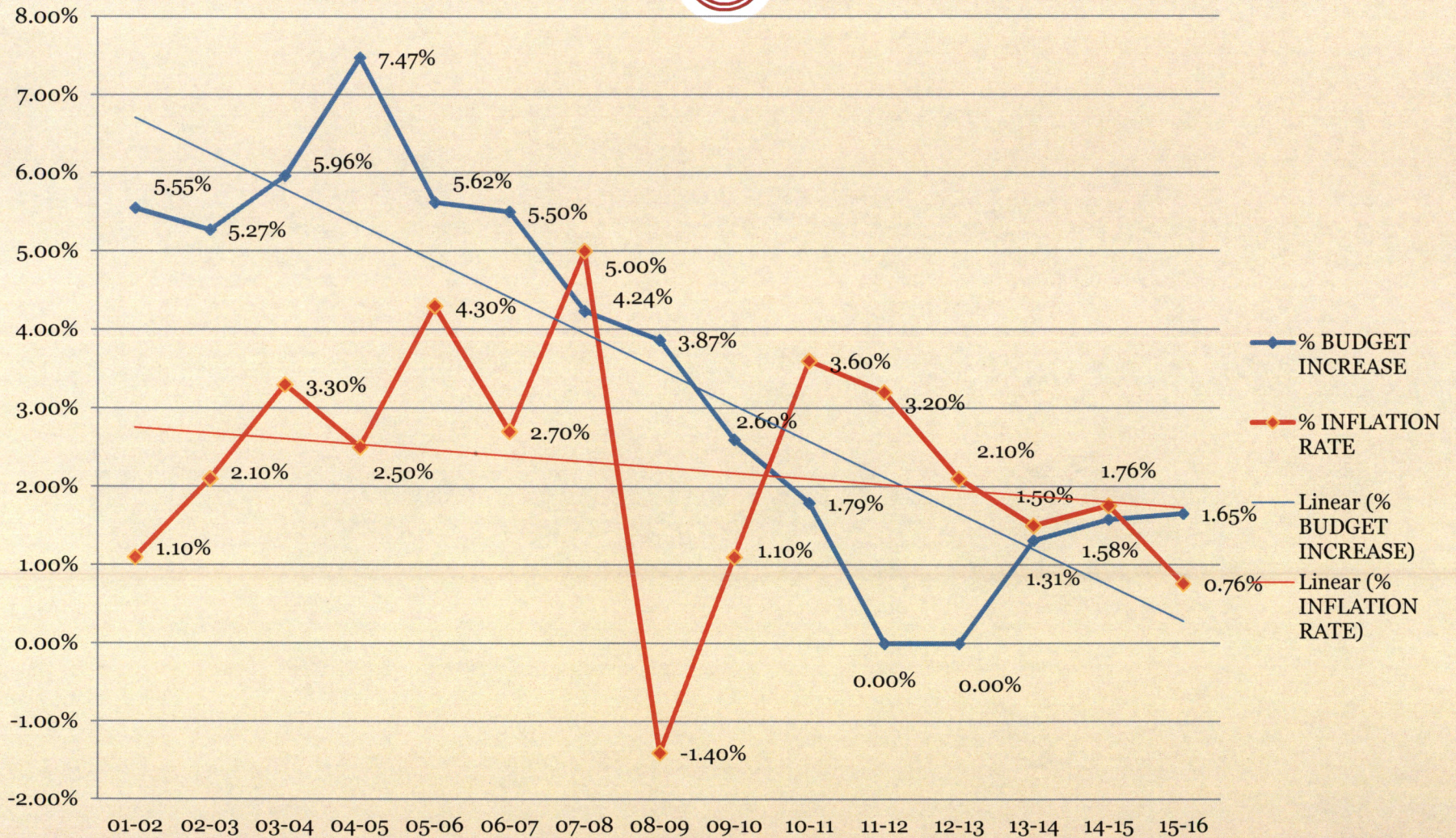
Budget Assumptions

5

- 4.6 FTE certified staff reductions due to enrollment decline
- 3 non-certified staff reductions due to enrollment decline
- Demographic projections are accurate
- Medical & Dental Insurance increase of \$ 500,000
- \$50,000 contingency for unforeseen Special Education costs
- State grants (e.g., Educational Cost Share, Excess Cost, etc.) are uncertain at this time
- Includes \$ 405,035 for Honeywell lease payment
- Contractual salary increases
- MHS, ME, and SE oil tank replacement will be bonded
- F550 truck and loader costs are in this operating budget

Budget Increase vs. CPI

6



Key Drivers of the Budget

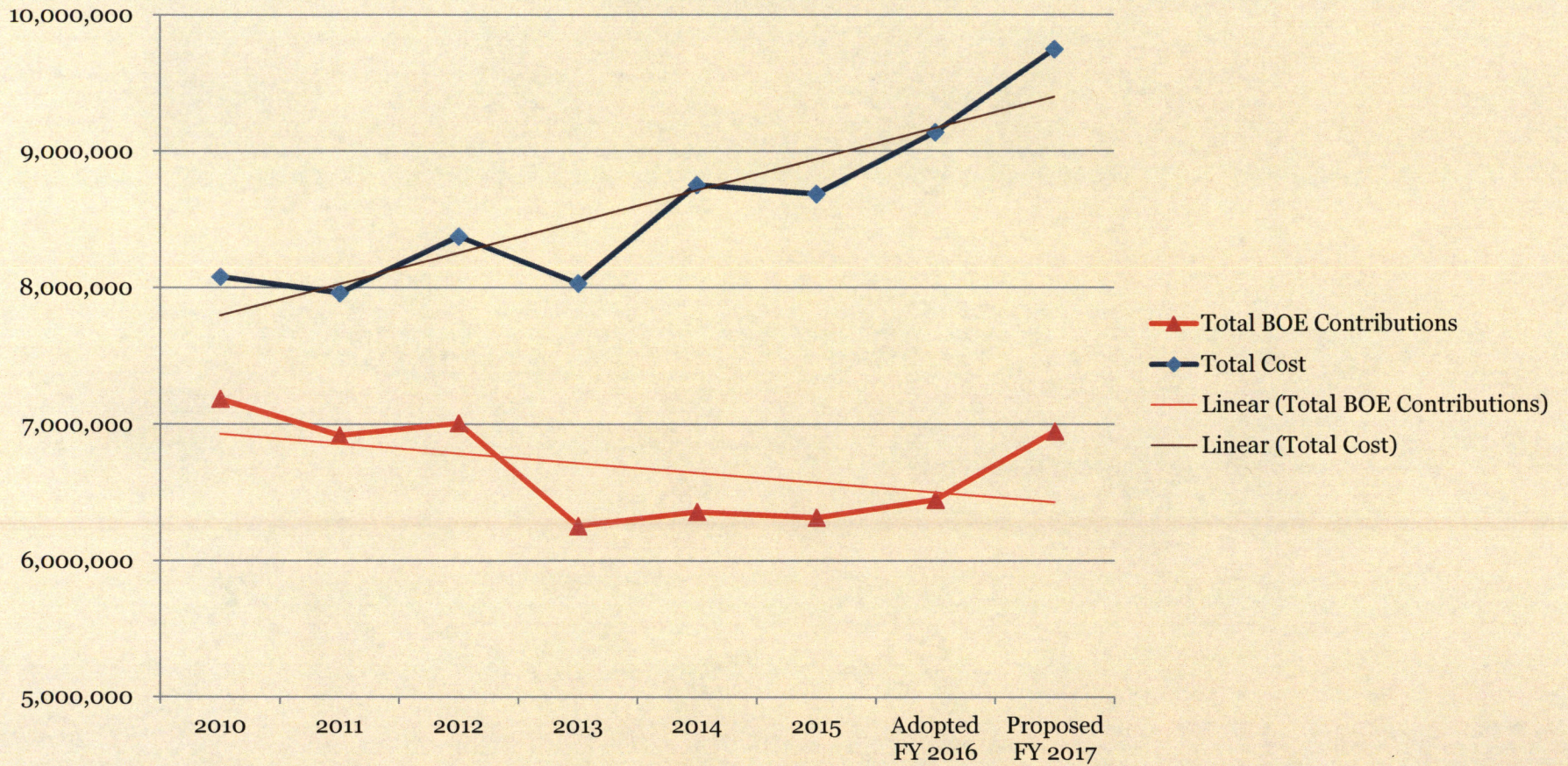
7

Drivers	Budget Increase	Change from 15/16
Contract Obligations (Salaries)	\$ 458,620	1.33% increase
Transportation Costs	\$ 86,782	2.77% increase
Benefits (Medical, Dental, Workers' Comp)	\$ 607,788	7.19% increase
Special Education Costs	\$ 181,346	10.20 % increase

Medical Costs

8

MEDICAL COSTS



Energy Avoidance Costs

9

	2011-12	2012-13	2013-14*	2014-15	2015-16	2016-17
Stepney Oil Cost	116,285	113,246	83,372	80,267	75,600	54,000
Gallons	34,896	37,217	26,191	27,361	27,000	27,000
Masuk Natural Gas	-	-	150,725	168,194	42,335	254,000
Masuk Oil Cost	303,246	341,268	45,859	137,153	158,290	-
Gallons	90,169	112,152	14,399	43,266	60,500	-
Total Masuk Heat Cost	303,246	341,268	196,584	305,347	200,625	254,000
Natural Gas Systemwide	74,398	119,251	274,673	342,179	223,004	437,812
Heat Energy Systemwide	517,613	510,993	117,081	283,028	301,939	129,000
Electricity Systemwide	723,983	705,285	654,273	638,012	760,892	712,944
Total Utility Systemwide	1,315,994	1,335,529	1,046,027	1,263,219	1,285,835	1,279,756

* Honeywell Project

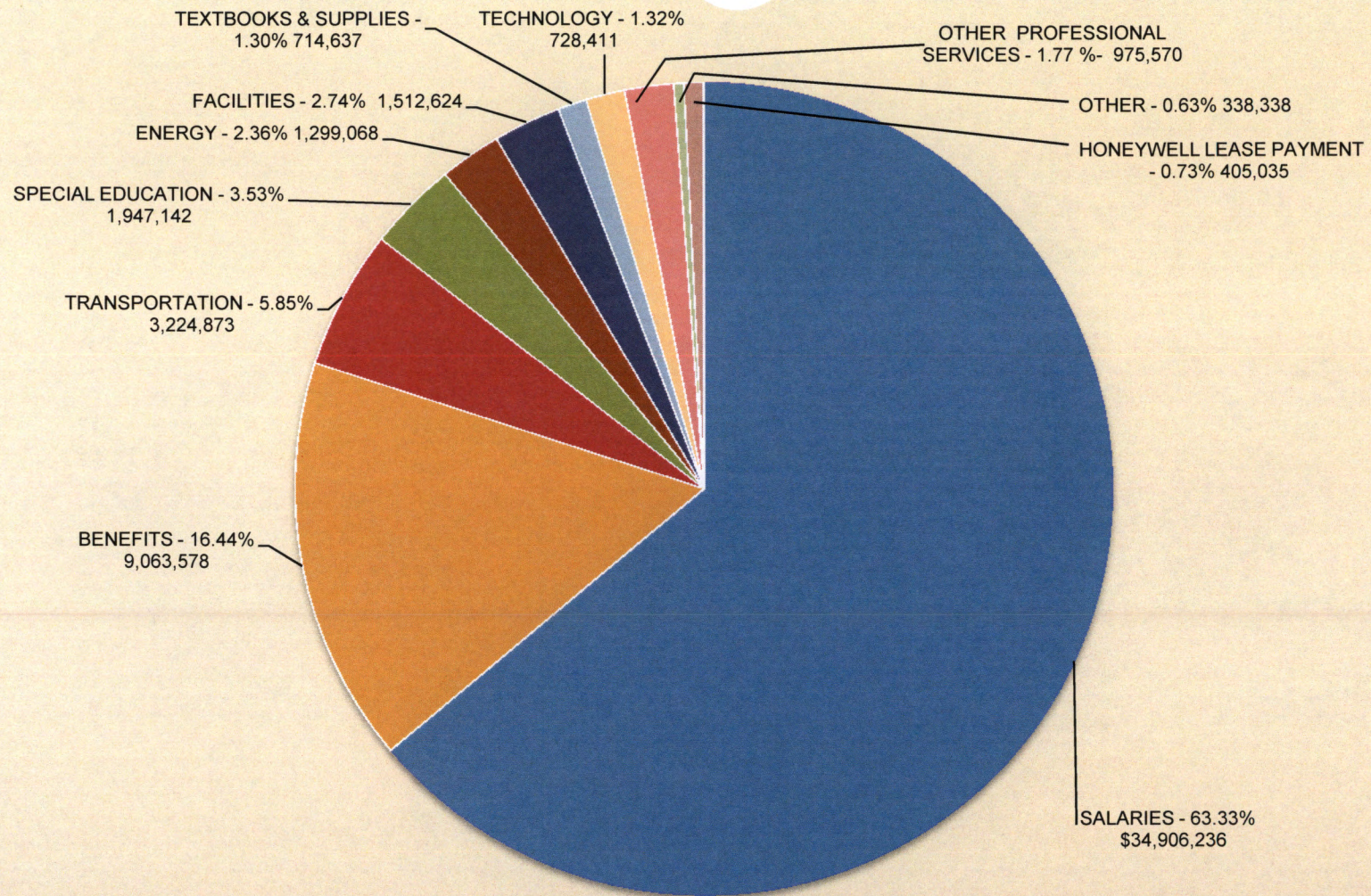
Budget Overview

10

	Adopted FY16	Proposed FY17	Change	% Change
Salaries	\$ 34,447,617	\$ 34,906,236	458,620	1.33%
Benefits	8,455,790	9,063,578	607,788	7.19%
Transportation	3,138,091	3,224,873	86,782	2.77%
Special Education Instruction	1,765,796	1,947,142	181,346	10.27%
Energy	1,318,564	1,299,068	(19,496)	-1.48%
Facilities	1,496,715	1,512,624	15,908	1.06%
Textbooks & Supplies	828,322	714,637	(113,685)	-13.72%
Technology	736,912	728,411	(8,501)	-1.15%
Other Professional Services	1,000,935	975,570	(25,365)	-2.53%
Other (Non-instructional Equipment – Truck, Loader, etc.)	214,982	338,338	123,356	57.38%
Honeywell Lease Payment	405,035	405,035	-	0.00%
Enterprise Carry Forward	-	-	-	
Total Operating Budget	\$ 53,808,758	\$ 55,115,511	\$ 1,306,753	2.43%

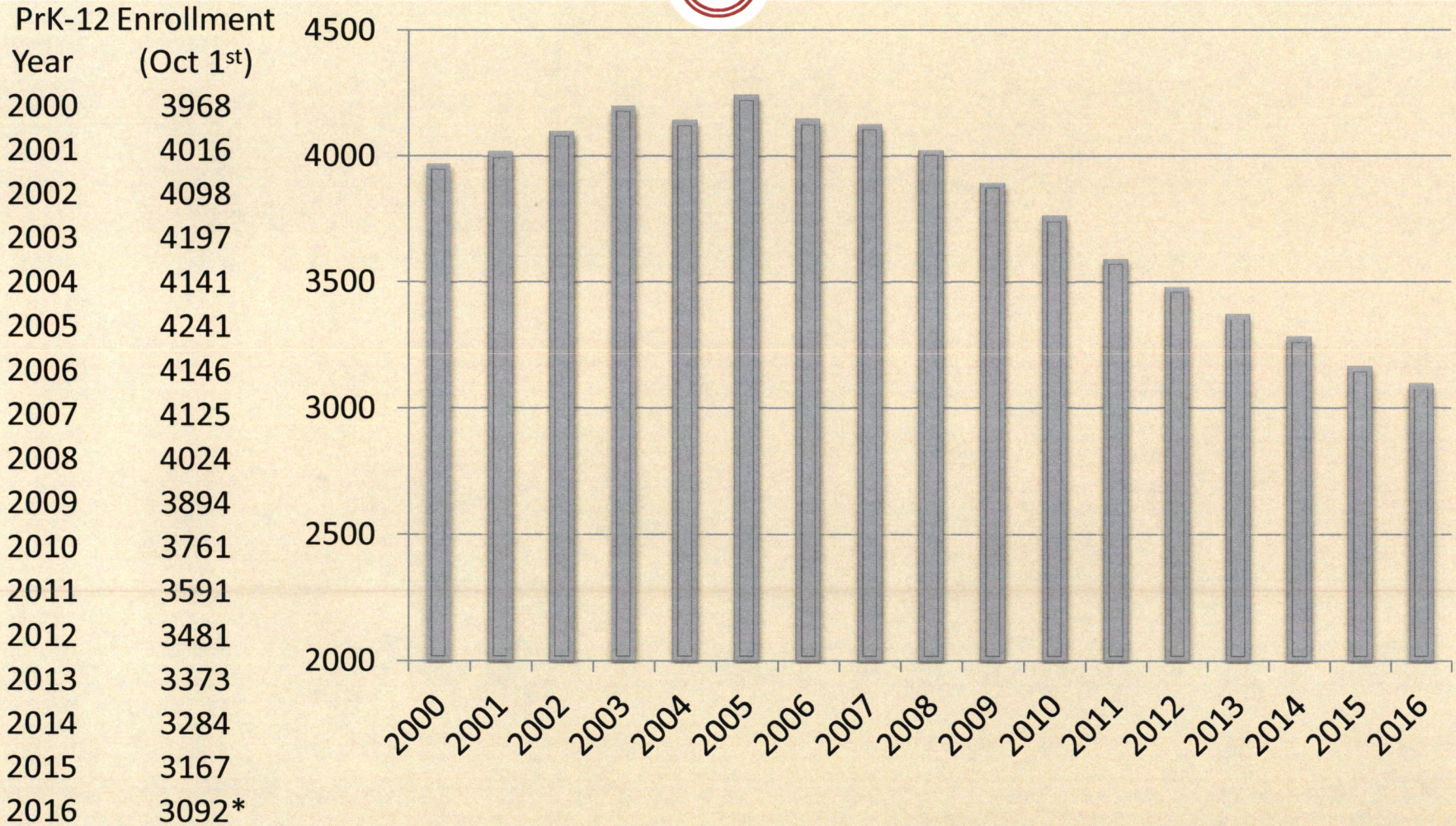
Summary by Expense Category

11



In-District Enrollment Patterns

12



* Milone & MacBroom Projected Enrollment 1/2015

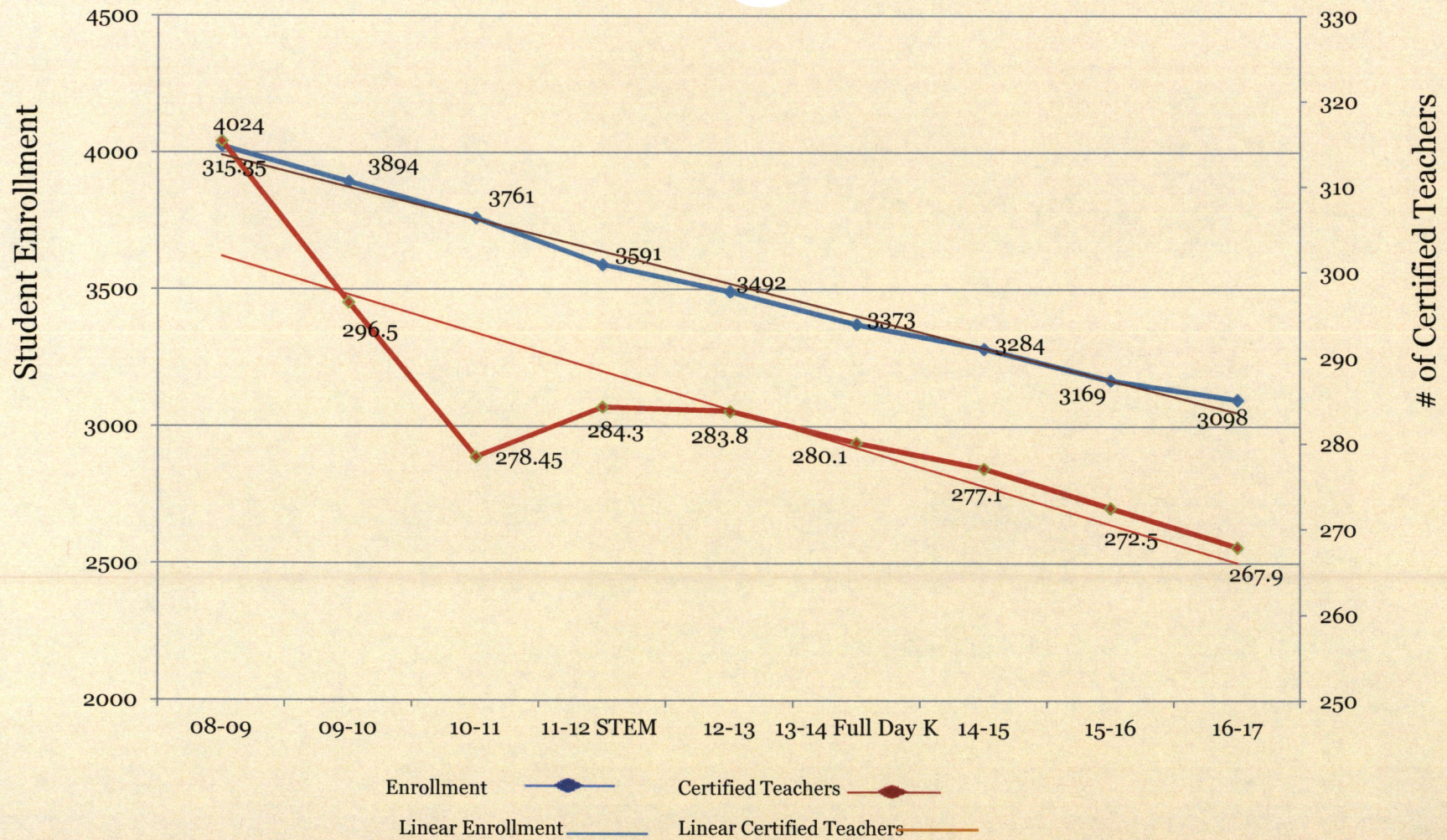
Comparison of Classroom Teacher Levels to Student Population

13

Year	Student Enrollment	Certified Teaching Staff FTE's	Change in Teaching Staff	Non-Certified Staff FTE's
08-09	4024	315.35	-4.80	187.40
09-10	3894	296.50	-18.85	183.4
10-11	3761	278.45	-16.05	180.13
11-12 STEM	3591	284.30	5.50	181.16
12-13	3492	283.80	-2.00	178.94
13-14 Full Day K	3373	280.10	1.80	176.62
14-15	3284	277.10	-4.00	176.62
15-16	3167	272.5	-4.60	174.62
16-17	3098	267.9	-4.60	171.62
Change from 08 to 17	-926		-47.45	-15.78

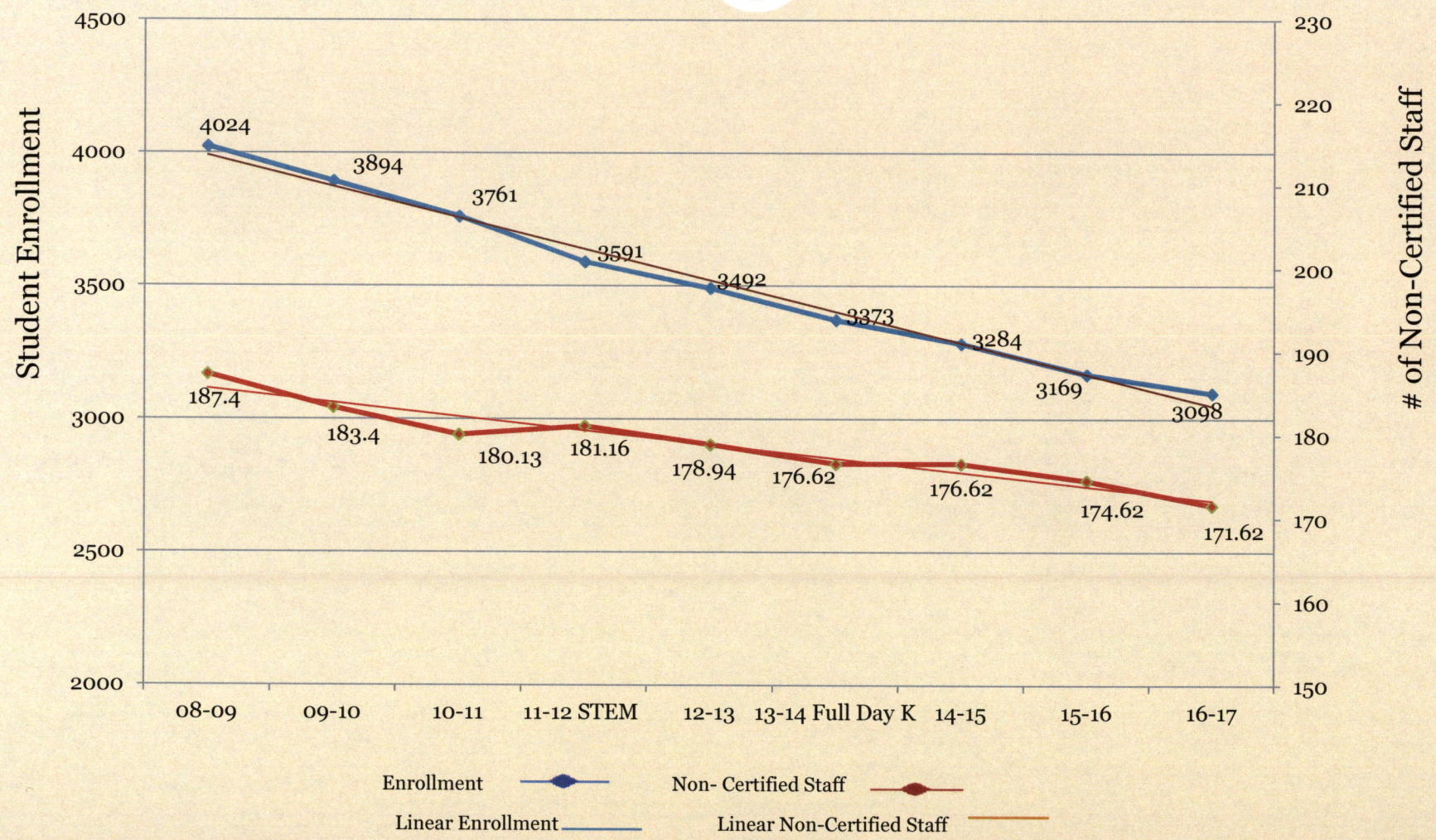
Comparison of Certified Teaching Staff to Student Population

14



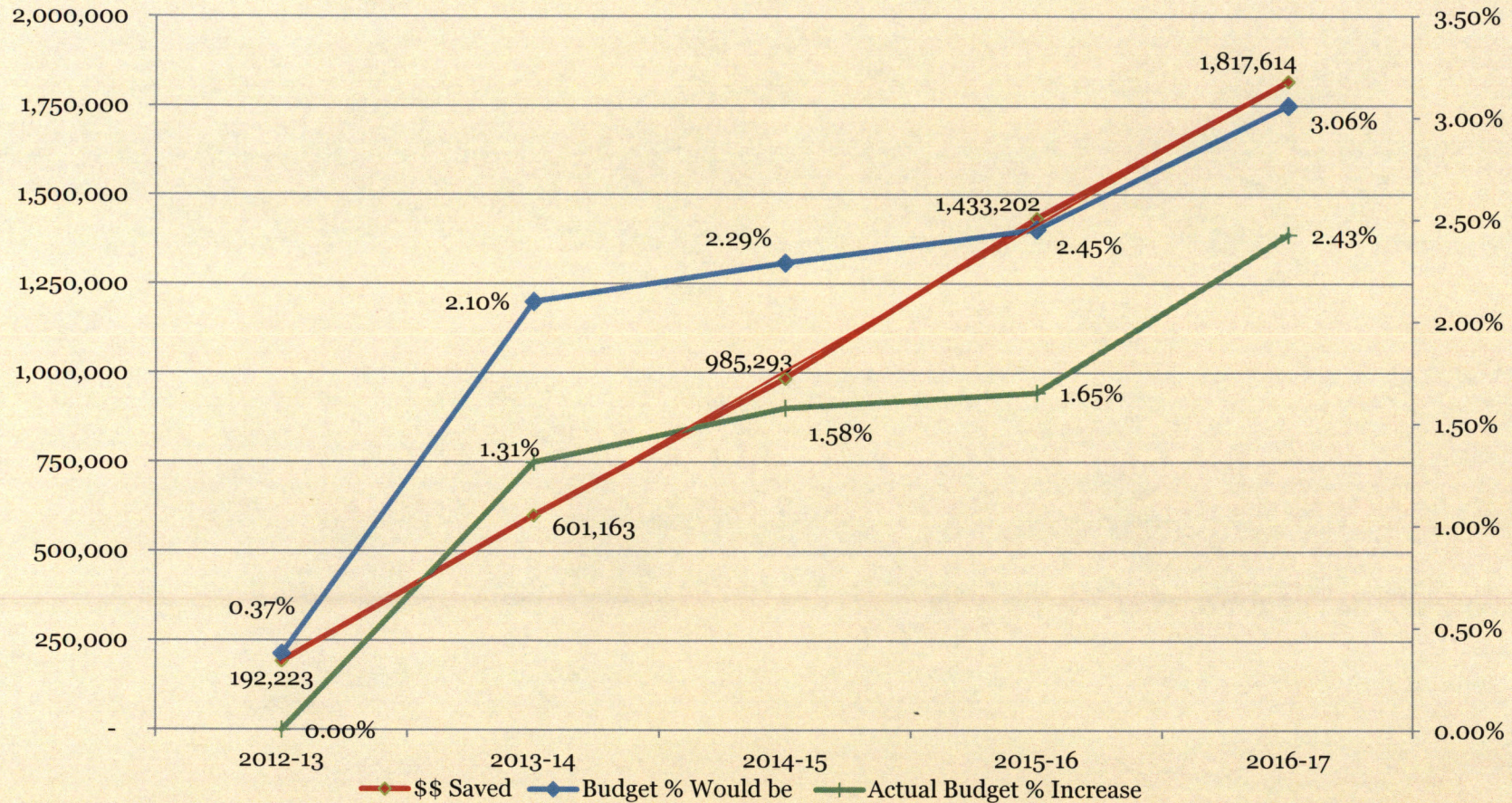
Comparison of Non-Certified Staff to Student Population

15



Cost Avoidance Due to Teacher RIFs

16



Cumulative savings 5,029,495

Enrollment

17



Elementary Schools							
	PK	K	1	2	3	4	5
2015 *	39	169	197	211	215	222	228
2016 **	34	168	183	217	213	223	227

Jockey Hollow School			
	6	7	8
2015 *	279	251	250
2016 **	228	278	264



Masuk High School				
	9	10	11	12
2015 *	241	300	280	285
2016 **	240	243	297	277

* Oct 1st Enrollment
 ** Milone & MacBroom Projected Enrollment 1/2015

Proposed Staffing Changes

18

Staff	Full Time Equivalents
Regular Education Certified Staff K-12	-4.60 FTE
Non Certified Staff K-12	-3.00 FTE

Risks to the Budget

19

- Decrease in state and federal funding/Governor's budget cut
- Unanticipated special education costs in excess of \$50,000
- Unfunded mandates
- Unanticipated maintenance/emergency repair costs
- Unsuccessful bonding for oil tank replacements

The Proposed Budget

20

- Provides support for all students in meeting the Connecticut Core Standards (CCS)
- Provides adequate maintenance of all school buildings
- Provides teacher training in all district initiatives (Columbia Writing Project, Inquiry Learning, BYOT, CCSS, Teacher Evaluation, etc.)


Budget Revenue Sources

21

	2016		2017	
	Revenue \$	% of Total Budget	Revenue \$	% of Total Budget
Tax Revenues	45,323,697	84.23%	46,673,518	84.68%
Educational Cost Sharing (ECS Grant)	6,572,118	12.21%	6,572,118	11.92%
Grants (e.g. Title Grants, Perkins Grant)	734,240	1.36%	862,184	1.56%
Excess Cost (SPED)	953,761	1.77%	782,749	1.42%
Facility Usage	30,000	0.06%	30,000	0.05%
Pay to Play	194,942	0.36%	194,942	0.35%
	53,808,758		55,115,511	

5 Year Capital Needs Projection

22



The Plan

5 Year Capital Needs Projection

23

<i>Facility</i>	Description	2015-16	2016-17	2017-18	2018-19	2019-20
<i>Stepney Elementary</i>	Oil tank replacement. Tank was installed in 1988 and must be replaced within 25 years.		\$99,560			
<i>Fawn Hollow</i>	Front driveway drainage and reconfiguration			\$61,000		
<i>Monroe Elementary</i>	Oil tank replacement. Tank was installed in 1989 and must be replaced within 25 years.		\$96,430			
<i>Masuk High School</i>	Oil tank replacement. Tank was installed in 1990 and must be replaced within 25 years.		\$185,480			
<i>Stepney Elementary</i>	New roof			\$1,618,000		
<i>Masuk High School</i>	Traffic pattern work		\$20,000			
<i>Fawn Hollow</i>	Replace PA and Clock system			\$25,000		
<i>Masuk</i>	Replace football field with turf and replace track. This work might also include upgrading current lights.	\$2,260,000				

Equipment Replacement Plan

24

Facility	Description	2016	2017	2018	2019
<i>Masuk</i>	Cushman 1970		\$14,000		
<i>Masuk</i>	Tractor / Loader	\$45,000			
<i>Masuk</i>	Replace the F550 truck	\$80,000			
<i>Masuk</i>	1-17" walk behind floor machine		\$11,000		
<i>Stepney</i>	1-17" walk behind floor machine				\$11,000
<i>Systemwide</i>	Replace F350			\$45,000	

The End in Mind...

25

